



Welcome to Spark 2019!



VISION & MISSION

The Alamo Regional Data Alliance's vision is to improve the lives of people in our region by establishing and supporting a culture of data-driven action.

The Alamo Regional Data Alliance's mission is to collectively support the Alamo Region in implementing and strengthening the policies and programs needed for data-driven decisions to be made throughout the community.



- Submit questions to www.sli.do
Join with the event code #Spark2019
- Wireless network name: **Relay Guest**
Wireless password: **WeTeachTeachers!**
- Tweet with **#AlamoData #Spark2019**



Jamie Ford

Steering Committee Chair



Steering Committee

 Cheryl Alexander MAYOR OF BEXAR COUNTY	 Omar Aliaga SOUTHWEST ISD	 Peter Balle COMMUNITY MANAGER	 Jamie Ford NORTHWEST ISD	 Thomas Gentry CITY OF SAN ANTONIO	 Santiago Jaramilla SAN ANTONIO HOUSING AUTHORITY
 Michelle Lugbill-Holton AMERICAN CHARITABLE FOUNDATION	 Art Mwangi UNIVERSITY OF THE INCARNATE WORD	 Cecilia Martinez ALAMO AREA MPO	 Richard Mills SAN ANTONIO HOUSING AUTHORITY	 Hermelinda Munoz BEXAR COUNTY HEALTH DEPARTMENT	 Sarah Sargent CITY OF SAN ANTONIO
 Ginger Walker BEXAR COUNTY HEALTH DEPARTMENT	 Open Seat	 Open Seat	 Open Seat	 Open Seat	 Laura McKeown HRSA - EX-OPHD



Thank you to our sponsor

John L. Santikos Charitable Foundation, a fund of the San Antonio Area Foundation





Ginger Walker

Goodwill Industries of San Antonio

The Alamo Regional Data Alliance's vision is to improve the lives of people in our region by establishing and supporting a culture of data-driven action.

Go to www.arida.org and submit questions with the event code #Spark2019



Ways to get involved:

- Visit AlamoData.org
 - Become a member
 - Join the listserv
 - Make a donation
- Join the data training working group (email walker@goodwillsa.org)
- Participate in elections and run for Steering Committee

Go to www.arida.org and submit questions with the event code #Spark2019

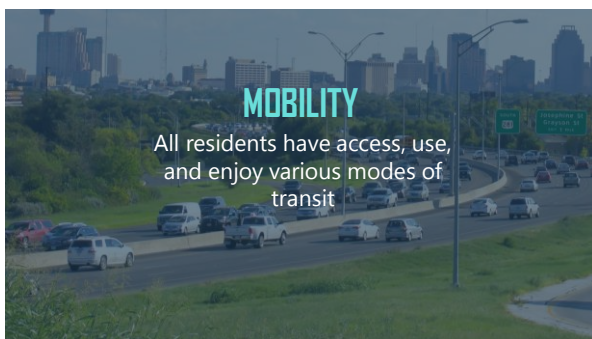
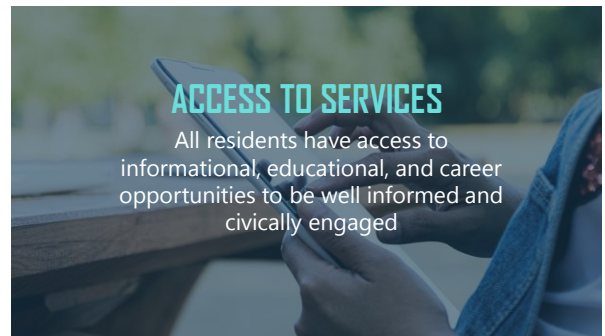


Data and Equity: Power and Promise

Chrystal Alexander
UP Partnership


Go to www.arida.org and submit questions with the event code #Spark2019



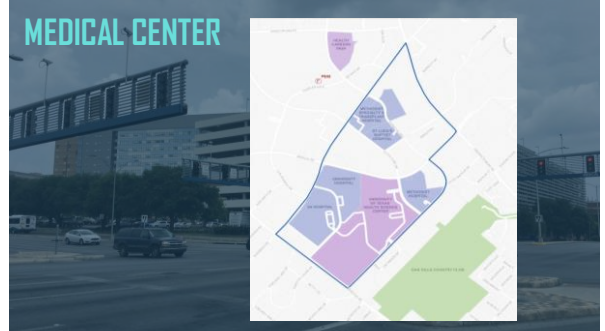


INNOVATION ZONES

Medical Center
Brooks
Downtown



MEDICAL CENTER



BROOKS



DOWNTOWN



COMMUNITY ENGAGEMENT

- Share SmartSA / Zones background information
- Collect community's input on challenges
- Reach various demographics in zones & community-wide



NEXT STEPS

- SmartSA RFP Workshops
 - Spring 2019
- CPS-E SmartSA RFP Release
 - Summer 2019 (tentatively)
- CoSA RFP Release
 - Fall 2019 (tentatively)



VIA's Approach and Analyses

Manjiri Akalkotkar, AIA
Director of Capital and Service Planning
VIA Metropolitan Transit

5/15/2019

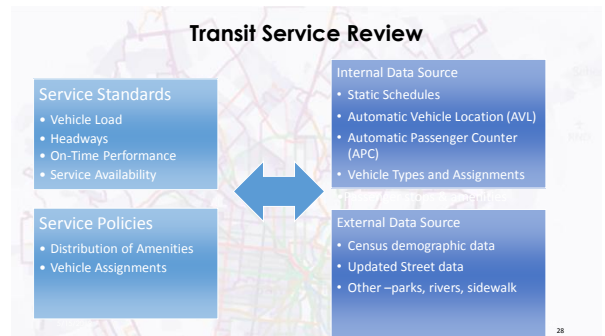
26

Traditional Equity Review Title VI

- To ensure service design and operation practices do not result in discrimination on the basis of race, color, or national origin
- To ensure that no person or group of persons are discriminated against with regard to the routing, scheduling, or quality of service

United States Census

27



28

Transit Planning Factors

- Population and Employment
- Regional Travel Patterns
- Socioeconomic factors
 - income
 - access to an automobile
 - minority status
 - disability status
 - education
 - age
- Pedestrian Access / Physical Consideration
- Major employment center
- Frequency, Span, Weekend Service

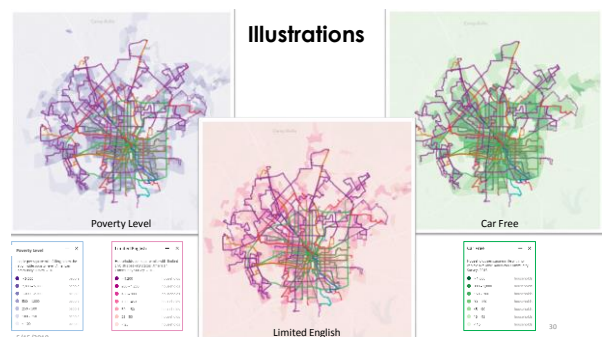
For all factors-current and forecast data is incorporated

Establish Need + Demand

Data Sources
Census / ACS
AAMPO
CoSA

5/15/2019

29



5/15/2019

30

Translating Demand into Transit Service

Transit-Supportive Population Densities

Transit Service Level	Minimum Population/Acre
Five Buses	6.5
Community Circulator	2
Local Bus	
60-minute frequency	0-16
30-minute frequency	16-31
15-minute frequency	31-47
10-minute frequency	47-92
5-minute frequency	>92
Bus Rapid Transit	26-52
Light Rail Transit	31-78

Source: Nelson/Hayward compiled from various national sources

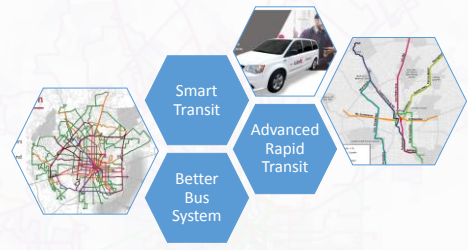
- Areas supporting high level of transit
- Medical Center
 - Downtown
 - Airport



5/15/2019

31

How is the data being used?



5/15/2019

32

Ongoing Efforts

- Expanding equity analysis into current planning efforts
- Researching best practices from other transit agencies and examine opportunities for new analysis methodologies
- Coordinating affordable housing and transit
- Continuing discussions with developers and employers to evaluate transit service options

5/15/2019

33

Thomas Guerra
City of San Antonio

Go to www.slido.com and submit questions with the event code #Spark2019

**Go find
your people!**

- GIS/Mapping
- Data Processing and Analysis
- Programming
- Planning and Advocacy
- Philanthropy
- Open Data
- Data Integration Across Agencies
- Data Training and Coaching

Go to www.slido.com and submit questions with the event code #Spark2019

Data Show and Tell

Santiago Jaramillo
VIA Metropolitan Transit

Go to www.slido.com and submit questions with the event code #Spark2019



Co-Creating Smart Cities with Community

Emily Royall
City of San Antonio

Simple K
Our Pueblo
Burn Notice
SATX Vital Records



Go to www.sl.de and submit questions with the event code #Spark2019

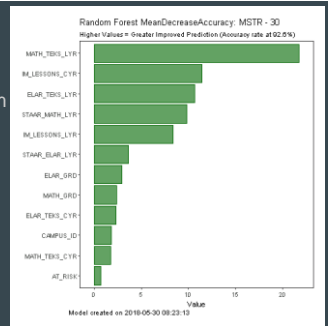
Go to www.sl.de and submit questions with the event code #Spark2019

An Application of Machine Learning in Education

...
Omar Arizpe - SWISD
Dr. Ron Stephens - NISD

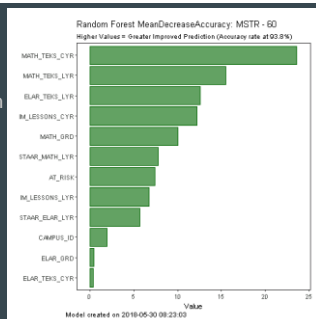
Predicting Masters Grade Level Performance

6th Grade STAAR Math Exam
School Day 30



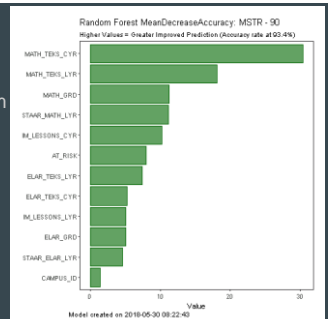
Predicting Masters Grade Level Performance

6th Grade STAAR Math Exam
School Day 60



Predicting Masters Grade Level Performance

6th Grade STAAR Math Exam
School Day 90



Students Mastering Grade Level Then Underperforming

IGRD_LVL	NAME_1	NAME_2	EL	SPEC_ED	GT	CYR_STAAR	CYR_STAAR	PRED_30	PRED_60	PRED_90	PRED_120	PRED_EOY	PCHT_Correct
6	Student	31	N	N	N	MASTERS	MEETS	N	N	N	N	N	100
6	Student	32	N	N	N	MASTERS	MEETS	N	N	N	N	N	100
6	Student	33	N	N	N	MASTERS	MEETS	N	N	N	N	N	100
6	Student	34	N	N	N	MASTERS	APPR	N	N	N	N	N	100
6	Student	35	N	N	N	MASTERS	APPR	N	N	N	N	N	100
6	Student	36	N	N	N	MASTERS	MEETS	N	N	N	N	N	100
6	Student	37	N	N	N	MASTERS	APPR	N	N	N	N	N	100
6	Student	38	N	N	N	MASTERS	MEETS	N	N	N	N	N	100
6	Student	39	N	N	N	MASTERS	APPR	N	N	N	N	N	100
6	Student	40	N	N	N	MASTERS	MEETS	N	N	N	N	N	100
6	Student	41	N	N	N	MASTERS	APPR	N	N	N	N	N	100
6	Student	42	N	N	N	MASTERS	APPR	N	N	N	N	N	100
6	Student	43	N	N	N	MASTERS	MEETS	N	N	N	N	N	100
6	Student	44	N	N	N	MASTERS	MEETS	N	N	N	N	N	100
6	Student	45	N	N	N	MASTERS	MEETS	N	N	N	N	N	100
6	Student	46	N	N	N	MASTERS	APPR	N	N	N	N	N	100
6	Student	47	N	N	N	MASTERS	MEETS	N	N	N	N	N	100
6	Student	48	N	N	N	MASTERS	APPR	N	N	N	N	N	100
6	Student	49	N	N	N	MASTERS	MEETS	N	N	N	N	N	100
6	Student	50	N	N	N	MASTERS	MEETS	N	N	N	N	N	100
6	Student	51	N	N	N	MASTERS	MEETS	N	N	N	N	N	100
6	Student	52	N	N	N	MASTERS	MEETS	N	N	N	N	N	100
6	Student	53	N	N	N	MASTERS	MEETS	N	N	N	N	N	100
6	Student	54	N	N	N	MASTERS	MEETS	N	N	N	N	N	100
6	Student	55	N	N	N	MASTERS	MEETS	N	N	N	N	N	100
6	Student	56	N	N	N	MASTERS	MEETS	N	N	N	N	N	100

AAMPO

Walkable Community Workshops

Walkable Community Workshops



- Designed to assist neighborhoods in identifying barriers to walking and bicycling
- Can help identify needs in underserved communities
- Brings transportation partner agencies staff and residents together in a workshop environment

www.aamopampa.org

AAMPO


What is walkability?



www.aamopampa.org

AAMPO

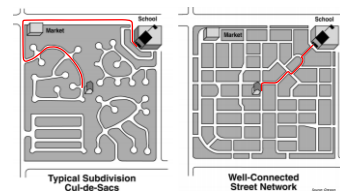
Many times the focus is on safety and missing or inadequate infrastructure



www.aamopampa.org

AAMPO

We also look at street and sidewalk connectivity



www.aamopampa.org

AAMPO

Planning Services Provided

GIS DATA ANALYSIS



SITE VISIT



www.alamogordoampo.org

AAMPO

Document the workshop



www.alamogordoampo.org

AAMPO

Questions?

Linda Alvarado-Vela
Planning/Public Involvement Program Manager
(210) 230-6929
alvarado-vela@alamogordoampo.org

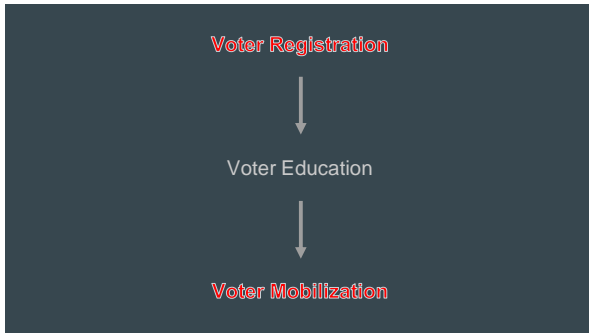


Youth Voter Registration in Texas Sean Omar Rivera MOVE Texas

Go to www.sl.dn and submit questions with the event code #Spark2019

MOVE
TEXAS





Since our start

2013-2015: Less than 4,000 per year

2016: 8,500

2017: 5,500

2018: 30,000

2019: 30,000 goal with 45,000 projected max



Education

Classroom Presentations

Nonpartisan Voter Guides

Jail Civics Trainings

Deep Canvassing

Leadership Development Programs



Voter Mobilization

Intern Recruitment

Volunteer Program

Survey collection and activist mobilization

Get-Out-The-Vote work



Question and Answer



- Go to www.sli.do on your phone or laptop
Join with the event code **#Spark2019**
- Wireless network name: Relay Guest
Wireless password: **WeTeachTeachers!**
- Tweet with **#AlamoData #Spark2019**



Henri Muñoz, PhD.

United Way of San Antonio and
Bexar County



Ways to get involved:

- Visit AlamoData.org
 - Become a member
 - Join the listserv
 - Make a donation
- Join the data training working group (email gwalker@goodwillsa.org)
- Participate in elections and run for Steering Committee

Go to www.sli.do and submit questions with the event code **#Spark2019**